

Sainte-Marie-aux-Mines Virtual 2020

CARLES MANRESA i PLA¹

¹BACHELOR OF GEOLOGY

ABSTRACT

2020 will be unfortunately remembered for its pandemic, which reached all corners of the globe and changed all our lives, from extreme cases resulting in deaths, to socio-economic and job changes, all to a greater or lesser degree caused by Covid-19.

Given this situation, mineral shows too have not been able to escape from these changes, with most of the in-person shows having been cancelled. Fortunately the on-line world has facilitated celebrating mineral shows in other ways, and yet again Fabre Minerals has been the pioneer.

We will now enter a show of this type, the Sainte Marie aux Mines 2020 Virtual Show, explain what it consisted of, how I experienced it, and what I feel about it personally.

All photos by Fabre Minerals ©




RESUMEN

2020 será recordado, lamentablemente, por una pandemia que ha llegado a todos los rincones del mundo y que nos ha modificado a todos la vida, desde los peores casos llegando a decesos, hasta los cambios laborales y socio-económicos que en mayor o menor medida ha provocado la Covid-19.

En este contexto las Ferias de Minerales no han escapado a dichos cambios, llegándose a anular en la mayoría de los casos presencialmente. Afortunadamente, el mundo on-line ha favorecido el hecho de poder celebrar de otra manera una Feria de Minerales, y en ese aspecto, en Fabre Minerals, han sido, nuevamente, pioneros.

Vamos a adentrarnos en lo que ha supuesto una Feria de este tipo, la Sainte-Marie-aux-Mines Virtual 2020, explicando en qué ha consistido, cómo la he vivido y en como la he sentido personalmente.

Todas las fotos son de Fabre Minerals ©





FABRE MINERALS



SAINTE-MARIE-AUX-MINES (VIRTUAL)

22 - 27 June 2020



Beryl (lovely bobby) - Utah, USA crystal: 1.6 x 1.3 cm



Garnets with Malachite - Mammoth Mine, USA 4.7 x 2.4 x 1.2 cm



Tsavorite - Rwenzori, M'DAGASCAR 5 x 2.5 x 2.3 cm

Barcelona 06/16/2020

Sainte Marie is not going to be celebrated this year and that hurts.

What do I do? Just feel sad regretting the misfortune? That is not my style... It will not be done physically? Ok, then we are going to do it virtually!

What does it take to make people feel comfortable and at ease in front of their screen on the days that the fair is held? of course, minerals! Okay, I have them. And new discoveries? yes, I also have them.

What else?: Well, it would be nice if the people can see the minerals a little as if they were at the Show. What I am going to do is put alongside the images of the minerals many historical photos of Ste. Marie with the memories of the years I have been there.

And, what do people look for when they go to Ste. Marie? They aim to see many pieces of all prices, sizes and colors. So I am going to have to publish many pieces, luckily I have many... I am going to work with my web master and I am going to ask him to prepare an ultra-fast system so that I can upload many images of minerals and I can then upload them at any time so that, as in a normal Show, minerals appear everywhere and also it occurs to me that I am going to do it in a way that seems as if I were offering them in the same Fair!

Okay, I almost have it, but what about the exceptional pieces that are the hook of a great Show? Some I have... I am going to prepare a special page that looks like a kind of safe and I will put a few pieces of the 4-5 digits type in there and open it, to show them off!

Done, so when should I start the Show? In the "real" Ste. Marie I usually start to see pieces informally as early as Monday afternoon and from there on there are always things to see throughout the Fair until Sunday, which is the day for a stroll around and for closing. Well, to coincide with what happens there every year:

Non-stop Sainte-Marie Virtual, from Monday June 22 at 4:00 p.m. (Central European Time) to Saturday night 27

Jordi Fabre



JORDI FABRE Arc de Sant Martí 79, local 08032 BARCELONA (SPAIN) ☎ (34) 93 450 44 78
www.fabreminerals.com mail: minerals@fabreminerals.com
www.mineral-forum.com www.minerales.info



With this letter of introduction, the countdown to the celebration of this first virtual edition of the Sainte-Marie-aux Mines Show began, which would have taken place between June 22 and June 27, 2020.

It was therefore necessary to prepare the essentials for a celebration of a show not "in attendance" as before, but without plane tickets, without rental cars, without hotel reservations, without access passes to the show, without a loupe to see microcrystals, without a hat to protect yourself from the incessant relentless sun of recent years in Alsace at the end of June, without the inseparable and essential backpack. All this has been rendered redundant by a few other household appliances necessary for following a Virtual Mineral Show, those being none other than the mobile phone and a laptop, and of course data, and more data, to consume with each connection, via wifi, phone data consumption, via whatever you can. And since this data consumption generates energy expenditure, it was necessary to be prepared with all possible connection cables such as plugs, mini-USB connectors, type-C, and even direct current to alternating current inverters to be able to connect, for example, the computer to the car battery. With all this, plus some free time, preparations for the start of the show were made. Now we just had to wait for the moment, with a good dose of patience and a lot of the F5 "refresh" key to see what would appear there ...



Double chargers for smartphone devices, both household plug and car battery, each with mini-USB and Type-C adapters.



Equally important is the direct current inverter from the vehicle charger/battery to alternating current to be able to directly plug in the battery of our laptop or any other device via USB cable. Why this? Well, working in the field without electric sockets around, you have to be prepared for that virtual thing.



And of course the laptop, essential for carrying out the work and for better viewing the minerals that will appear on the website, and much better than a smartphone screen for seeing certain details that may otherwise go unnoticed.

Now let's talk about how this Virtual Mineral Show looked and functioned.



This is what the Fabre Minerals website looked like at the start of the show. For those of you who are already used to this website, you will recognize most of the sections. But two pages stand out that we had not seen before, namely pages 5 and 6, titled “The Safe” and “The Heart of Ste. Marie Virtual”. So we are going to see what each of these sections consisted of, since they turned out to be the novelty and what in the end was really the closest thing to an in-person mineral show that there has been up to now.

As we saw in the previous image, there were a total of 6 sections, 6 pages, in this edition of the SMAM 2020 Virtual Mineral Show. The first 4 pages turned out to be “static” pages where a certain number of grouped specimens could each be viewed by country or geographical area. Thus, the first page was dedicated to minerals from deposits in the USA, Mexico, Canada, and Spain. Page 2 would be for specimens of Spanish Fluorite, Portugal, Romania, and the rest of Europe. Page 3 dedicated to specimens from Morocco and the rest of Africa. Page 4 would be filled with specimens from Brazil, South America, China, and the rest of Asia.

Page 5 has a pleasant surprise in store for us. Its title, La Caja Fuerte (“The Vault”), gives us a good clue that it is a page where specimens of very high quality are offered, above the usual, with prices that are not very affordable for the great majority of collector, but all of them museum pieces of our dreams. Many times this type of specimen is not seen on public view at mineral shows, because they are the ones that are only seen “under the table”, or that only a privileged few get to see. In any case, this page can be considered a “static” page, that is, a certain number of pieces are offered, and remain there from the beginning to the end of the show.



Azurite with Malachite. Milpillas mine, 1100 level, Cuitaca, Santa Cruz Municipality, Sonora, Mexico (2019). Specimen size: 6.7 × 5 × 3.5 cm. The largest crystal measures 3 × 2 cm. In La Caja Fuerte. Incredible sample of Azurite with very intense color and brilliant luster - “electric blue” - accompanied by small Malachite coatings. One of the best known for the locality.





Erythrite with Quartz. Schneeberg district, Erzgebirgskreis, Saxony, Germany. Specimen size: 9.2 x 5.7 x 5.3 cm. Former Eckert Mineral Research, former John Mihelcic collection, former Mike Groben collection. Aggregate of lustrous acicular crystals of Erythrite, on matrix, on Quartz crystals. From the type locality for the species, an added bonus for this intrinsically aesthetic piece. With a rich pedigree from previous collections. Seen in "La Caja Fuerte".

MIKE GROBEN MINERAL COLLECTION
 SPECIES: ERYTHRITE CAT. NO.: 46
 CHEMICAL FORMULA: $Co_3(AsO_4)_2 \cdot 8H_2O$ SIZE: 4" x 2 1/2"
 LOCALITY: SCHNEEBERG, SAXONY, GERMANY DEALER'S LABEL: YES NO
 SPECIMEN STATUS: STUDY ORDINARY
 MICRO UNUSUAL
 RARE DISPLAY
 REMARKS: VERY FINE SPECIMEN. MIHELIC ACQUIRED THIS SPECIMEN FROM ECKERT MINERAL RESEARCH FLORENCE, COLORADO FOR \$60.00 IN JUNE 1958. (SEE LABEL ON REVERSE SIDE)
 HOW ACQUIRED: PURCHASE MIHELIC COLLECTION DATE: JULY 7, 1971
 JOHN MIHELIC COLLECTION
 13029 S.E. ASH ST.
 PORTLAND, OR. 97238 COST: \$60.00
 APPRAISED VALUE: \$500.00

ERYTHRITE xls.
 ("Cobaltbloom")
 Schneeberg; Saxony
 \$60.00
Eckert Mineral Research
 Florence, Colorado



Another wonder seen in "The Safe": An Elbaite from the Bevaondrano pegmatite, Ikalamavony District, Matsiatra Region, Fianarantsoa Province, Madagascar. Specimen size: 5 x 2.5 x 2.3 cm. Two-color Malagasy tourmaline, with parallel growths and sharp terminal faces. The color gradation from pink at the base of the crystal to green at the top is perfect. This type of specimen makes us reflect on the extent to which nature is capable of offering so much beauty without the minimum intervention of human beings, beyond finding it hidden underground. A pleasure for -almost- all the senses. I recommend visiting "The Safe" page of the Sainte Marie Virtual Show at https://www.fabreminerals.com/webupdate/AL5/Ste_Marie-virtual_p5EN.php

Later I will review the pieces that I liked the most in the first 4 fixed pages that Jordi offered us. But for now I am going to talk about the most dynamic and fun part of what, really, was the 2020 Virtual Mineral Show for this Sainte-Marie. This was the section “The Heart of Ste. Marie Virtual”, which was the really big difference in terms of what we knew up to now and would have been offered on Jordi Fabre’s website.

From Monday the 22nd to Saturday the 27th of June, gradually, day by day, hour by hour, and almost minute by minute, specimens were added. If you wanted to see the pieces that were being published you needed to constantly refresh or update the screen, either with the F5 key on the computer or with a new download from the web on the smartphone.

To all this, if we add the fact that I was working in the field at the time, it became at times a chimera and of, let’s be honest, perhaps losing an acquisition. But this also happens in a face-to-face mineral show. You wander display after display, you notice a piece that attracts you, you think about whether to buy it or not. In the meantime, you walk around the show and when you finally make the mental decision that yes, that piece fits into the collection and the economy of your pocketbook, you go back for it and oh surprise! The piece is gone!! Some soulless collector, without either much mental filter or economic filter, or perhaps superior madness, has passed through there and acquired the piece. Well, the same thing happens in the virtual world as in the real one so, if you like a piece, and you can afford it, don’t hesitate, don’t do like me. I do not like to give advice but in this sense I have stumbled - not with just one stone, but with several! A total of 67 pieces were published between Monday and Saturday, distributed as follows:


- 11 pieces on Monday 22.
- 9 pieces on Tuesday 23.
- 6 pieces on Wednesday 24.
- 14 pieces on Thursday 25.
- 17 pieces on Friday 26.
- 10 pieces on Saturday 27, last day of the Virtual Show.

Below is a selection of the pieces that most caught my attention on each of these days, from Monday 22 to Saturday 27. There were not only minerals - the night of San Juan fell in full SMAM Virtual.

Monday, June 22:



Baryte. Florence mine, Egremont, West Cumberland iron field, Cumbria (formerly Cumberland), England. Specimen size: 5.7 x 3.2 x 1.5 cm. From a classic English locality. Tabular crystal of Baryte, with well defined faces and edges, with partially coated by Calcite and Hematite.



Baryte. Meikle mine, Bootstrap District, Elko County, Nevada, USA. Specimen size: 10.1 x 8.8 x 5.6 cm. Main crystal: 3.0 x 2.7 cm. Tabular crystals of Baryte, very lustrous and well defined and with an intense yellowish color. A classic, and this time, American. Photo: Joaquim Callén.



Fluorapatite with Siderite and Pyrite. Panasqueira mines, level 0, Aldeia de São Francisco de Assis, Covilhã, Castelo Branco, Cova da Beira, Central Portugal. Specimen size: 5.9 x 4.9 x 2.5 cm. Main crystal: 3.1 x 2.2 cm. New in SMAM Virtual 2020.

Tuesday, June 23:



Fluorite with Quartz. Deer Trail mine, Cottonwood Creek, Baldy Peak (Mount Baldy), Tushar Mountains, Marysville, Mount Baldy District, Piute County, Utah, USA. Specimen size: 5.4 x 3 x 4.6 cm. Main crystal: 2.7 x 2.4 cm. Ex- Jan Buma collection. Cubo-octahedral crystals with a delicate light green color, on a Quartz matrix.



Fluorite with Calcite. Stoneco quarry (Lime City quarry), Lime City, Wood County, Ohio, USA. Specimen size: 4 x 3.9 x 3.4 cm. Main crystal: 2.4 x 2.4 cm. Fluorite crystals of light brown or amber color, somewhat translucent and from an unusual deposit. Ex- Jan Buma collection.



Fluorite with Quartz and Pyrite. El Hamman, Meknès, Meknès Prefecture, Drâa-Tafilalet Region, Morocco. Specimen size: 13 x 9.3 x 2.8 cm. Main crystal: 6.8 x 6.5 cm. A Moroccan classic formed by Fluorites coated with Quartz. Ex- Jan Buma collection.

And there comes one night of the year, the night of San Juan, a magical night that in recent years we spent in Sainte-Marie-aux-Mines but that in 2020 we were luckily able to spend at home, and also luckily, still among minerals.



Lanterns of San Juan, night of bonfires, light and color.



And what one cannot miss on the night of San Juan, the San Juan "coca", this one with cream and pine nuts.



Wednesday, June 24:



Cyanotrichite with Malachite. Cap Garonne mine, Le Pradet, Toulon, Var, Provence-Alpes-Côte d'Azur, France. Specimen size: 3.2 x 3.1 x 1.1 cm. From a classic French locality we see these fibrous Cyanotrichite crystals, on matrix, accompanied by Malachite.



Silver with Calcite. Imiter mine, Jebel Saghro, Imiter District, Tinghir Province, Drâa-Tafilalet Region, Morocco. Specimen size: 12.5 x 5.2 x 1.4 cm. Native silver plate with partial Calcite coatings. The excellent color is striking, not having darkened, which may indicate the absence of mercury. A Moroccan classic.



Azurite with Dolomite. Well IX (Puit IX), Touissit, Touissit District, Jerada Province, Oriental Region, Morocco. Specimen size: 9.3 x 6.6 x 6.2 cm. Main crystal: 2.1 x 0.8 cm. Prismatic crystals of Azurite, elongated, on a matrix rich in Dolomite and small aggregates of Malachite. A classic from a historic Moroccan mine. Ex- Miguel David Martínez collection. Photo: Joaquim Callén.

Thursday, June 25:



Fluorite with Quartz. La Viesca mine, La Collada mining district, Huergo, Siero, Oviedo region, Principality of Asturias, Spain. Specimen size: 10 x 8 x 5.1 cm. Main crystal: 5 x 4 cm. Staggered growths of Fluorite, with an intense blue-violet color, with internal zoning and with small Quartz crystals at the base.



Fluorite with Quartz. La Viesca mine, La Collada mining district, Huergo, Siero, Oviedo region, Principality of Asturias, Spain. Specimen size: 5.7 x 5.1 x 4.1 cm. Main crystal: 2.5 x 2.4 cm. Isolated Fluorite crystal, on a Quartz matrix, with a very deep violet color. Photo: Joaquim Callén.



Magnetite pseudomorphed by hematite (variety martite). Payún Matru volcano, Malargüe Department, Mendoza Province, Argentina. Specimen size: 8 x 4.9 x 3 cm. Group of cubo-octahedral crystals of Hematite pseudomorphs after Magnetite, with skeletal and hopper shapes on which there is a second generation of small lamellar Hematite crystals.



Löllingite with Calcite-Dolomite, Quartz, and Magnetite. Huanggang mining district, Hexigten Banner (Kèshíkèténg Qí), Ulanhad (Chifeng), Inner Mongolia Autonomous Region, China. Specimen size: 10 x 7.5 x 5.4 cm. Main crystal: 3 x 1.3 cm. Löllingite crystals, very aerial, on a matrix formed by Calcite and Dolomite crystals, Quartz, and small Magnetite octahedra.



Sphalerite with Dolomite. Las Mánforas mine, Áliva mining district, Camaleño, Liébana Region, Cantabria, Spain. Specimen size: 9.8 x 7.5 x 3 cm. Toasted honey-colored Sphalerite crystals partially covered by Dolomite pseudomorphs after Calcite crystals. A classic of Spanish mineralogy. Photo: Joaquim Callén.



Mottramite with Wulfenite. Ojuela mine, level 35, Mapimí, Durango, Mexico. Specimen size: 13 x 8.7 x 4.8 cm. Botryoidal crystals of Mottramite, with a deep green color, on a limonite matrix, with small yellowish Wulfenite crystals. These pieces were found in November 2011.

Friday, June 26:



Djurleite with Calcite. Las Cruces mine, Gerena-Guillena-Salteras, Sierra Norte Region, Seville, Andalusia, Spain. Specimen size: 5.2 x 5 x 4.2 cm. Main crystal: 1.5 x 0.9 cm. Ex- Fermín Clemente collection. Djurleite crystals, flattened, lustrous, on matrix and covered with snowy white Calcite, offering a beautiful contrast. From a mine that is reaching the end of its open-pit production.



Quartz (amethyst) with Quartz (smoky) and Microcline. Mas Sever quarry, Massabè (Mas Ceber), Sils, La Selva Region, Girona/Gerona, Catalunya, Spain. Specimen size: 11.3 x 6.1 x 5.9 cm. Quartz Scepter (smoky variety) crowned by Quartz (amethyst variety) on a Microcline matrix. A classic of Catalan mineralogy.



Fluorite with Baryte and Calcite. Matagalls mine (Sant Marçal mines), Sant Marçal, Viladrau, Comarca Osona, Girona/Gerona, Catalunya, Spain. Specimen size: 14.5 x 14.3 x 5.6 cm. Main crystal: 4.5 x 2 cm. Another Catalan mineralogical classic.



Fluorite. San Roque mine, Alumbres, Cartagena, Campo de Cartagena Region, Murcia, Spain. Specimen size: 8.2 x 5.3 x 4.4 cm. Main crystal: 1.9 x 1.6 cm. Although we associate Fluorite with Asturias - for obvious reasons - there are also specimens of this beautiful mineral in the rest of the country too, and in this case of high quality for the deposit. Ex- Miguel David Martínez collection.



Baryte. Victoria mine, Cabezo de San Ginés, The Strait of San Ginés, Cartagena, Murcia, Spain. Specimen size: 8.2 x 7.8 x 6.8 cm. Main crystal: 1.1 x 0.6 cm. Baryte crystals forming orange rosettes from a classic locality in the La Unión area.



Fluorite with Quartz. La Viesca mine, La Collada mining area, Huergo, Siero, Oviedo region, Principality of Asturias, Spain. Specimen size: 12.8 x 9.4 x 4.5 cm. Main crystal: 5 x 2.5 cm. Here is a sample of Asturian Fluorite, always so attractive.

Saturday, June 27:



Twinned pyrite. Elba island, Livorno Province, Tuscany, Italy. Specimen size: 2 x 1.4 x 1.4 cm. Main crystal: 1.5 x 1.2 cm. Two twinned Pyrite crystals, with striated and brilliant faces. A very aesthetic piece from a classic Italian locality.



Pyromorphite. La Vidale mine (Brezies), Asprières, Saint-Martin de Bouillac, Villefranche-de-Rouergue, Aveyron, Occitanie, France. Specimen size: 4.6 x 3.5 x 3.4 cm. Main crystal: 0.5 x 0.4 cm. Pyromorphite crystals, sharper than usual for the deposit, with very good luster and color.



Elbaite (variety rubellite) with Feldspar. Sosodka reef, Malkhan (Malchan), Krasnyi Chikoy, Chitinskaya Oblast, Zabaykalsky Krai, Far East, Russia. Specimen size: 7 x 2.8 x 2 cm. Prismatic crystal of Elbaite, terminated, with a very deep red color (rubellite variety), sharp and lustrous. The locality is a classic for this species, among others. There is an excellent article entitled "The Malkhan Pegmatite District" in Mineralogical Record magazine, issue 3, volume 50 (May-June 2019) whose authors are Jindřich Kynický, Jan Kynický, Bryan Lees, Wenlei Song, Michaela Kotlanova, Gerhard Wagner, and Philip Persson.



Pyromorphite. San Andrés mine, Espiel, Valle del Guadiato Region, Córdoba, Andalusia, Spain. Specimen size: 5.2 x 4 x 4 cm. Main crystal: 0.8 x 0.7 cm. Prismatic crystals of Pyromorphite, very sharp and with a hexagonal habit that stands out for having a very intense uniform green color. Of great quality for this Cordovan locality in Andalusia.



Fluorite with Baryte and Quartz. Berbes mining area, Ribadesella, Eastern Region, Principality of Asturias, Spain. Specimen size: 12.8 x 11.4 x 5.4 cm. Main crystal: 0.8 x 0.8 cm. Druse of transparent and lustrous Fluorite crystals with a deep lilac color accompanied by Baryte and Quartz crystals. Very different from what is normally seen in the Berbes mining area. Former Carles Millán collection.



Pyrite with Calcite. Panasqueira mines, level 3, Aldeia de São Francisco de Assis, Covilhã, Castelo Branco, Cova da Beira, Centro, Portugal. Specimen size: 23.7 x 12.8 x 2.7 cm. Main crystal: 1.5 x 1.2 cm. Flat floater plate formed by a multitude of Pyrite crystals, very lustrous, on matrix with small Pyrite crystals. This mineral is not exactly the most abundant in this mine and it is difficult to obtain such a large and perfect piece from here.

And so far the pieces that I liked the most and that could and can still be seen, in the “Virtual Heart of Ste. Marie”. As I mentioned before, it was a dynamic section, with new pieces appearing every day, and at different times of the day. Hence the importance of updating the screen the more often the better, to be able to see and acquire, if we were interested in some of the pieces on display. Unlike a face-to-face show, a virtual show does not allow the feeling of being able to hold a piece in your hands, although it must be said that Jordi helped by also offering many videos of most of the pieces, which allowed one to simulate a 3D view and not just the plane view offered by a photograph, a very positive detail when launching one piece or another.

We will now continue to see pieces from the first 4 pages of SMAM Virtual 2020.

Jordi also offered these other 4 pages of which I am going to highlight what I liked the most about each of them. This is the format that, until now, we already knew from the Fabre Minerals website. But it was no less interesting for that, on the contrary, a real stimulus and, furthermore, enlivened with a multitude of photos from previous Sainte-Marie-aux-Mines Shows that gave the website an air of a show.

For those of us who have been fortunate enough to attend, even once, that unique and special event, seeing these photos transported us virtually to reliving those memories. It was inevitable to feel a halo of nostalgia, an unconditional desire to want to return to that corner of Alsace and, in a way, melancholy. But always with a smile from ear to ear. Time will pass, Covid-19 will be diluted like tears in the rain, mineral shows will return, we will return to Sainte-Marie, and we will grow older, and in the end, the minerals will remain, always the minerals.

But the present is today and now. And now it is time to highlight the minerals seen on page 1 of the Sainte-Marie-aux-Mines Virtual 2020 edition: [USA](#), [Mexico](#), [Canada](#), and [Spain](#).

A specimen from Mexico stood out that offered a beautiful contrast between pink and black. It was a Rhodochrosite that formed spheroidal aggregates deposited on top of a matrix formed by Hisingerite-Neotocite series, partially forming botryoidal aggregates.




Clintonite. Mount Green Monster, Prince of Wales Island, Ketchikan District, Prince of Wales-Outer Ketchikan, Alaska, USA. Specimen size: $7.4 \times 4.7 \times 2.3$ cm. The largest crystal measures 1×0.6 cm. "Cascade" crystals of Clintonite, lamellar and with a hexagonal outline with a very deep green color, on matrix. Clintonite is a calcium, magnesium, and aluminum phyllosilicate named after DeWitt Clinton, who was the mayor of New York City.



Rhodochrosite with Hisingerite-Neotocite series. Potosí mine, Santo Domingo (Francisco Portillo), Santa Eulalia District, Aquiles Serdán Municipality, Chihuahua, Mexico. $4.1 \times 3.3 \times 3.1$ cm. The largest crystal measures 0.6×0.5 cm.





Deserved rest after a day of seeing lots of specimens, even the lynx cat seems to be tired of so much visual strain.



Pyrite. Nanisivik mine, Baffin Island, Nunavut Territory, Canada. Specimen size: 2.1 × 1.9 × 1.5 cm. Floater Pyrite crystal, very rich crystallographically, with very good luster. Ex- Robert J. Noble collection.



Romanèchite. Haiti mine, Cabezo de San Ginés, San Ginés de la Jara, Cartagena, Campo de Cartagena Region, Murcia, Spain (10/2017). Specimen size: 7.9 × 7.2 × 5 cm. Botryoidal growths of Romanèchite. Ex- Miguel David Martínez collection.



Augelite with Lazulite. Rapid Creek area, Dawson mining district, Yukon Territory, Canada. Specimen size: 5.7 × 5 × 3.5 cm. The largest crystal measures 2 × 1.8 cm. On a matrix partially covered by Lazulite, two crystals of Augelite with sharp crystal forms. This specimen was reviewed in *Paragenesis* magazine on page 89 of the 01/2020 issue.



Romanèchite with Calcite. Haiti mine, Cabezo de San Ginés, San Ginés de la Jara, Cartagena, Campo de Cartagena Comarca, Murcia, Spain (2018). Specimen size: 9.6 × 9.2 × 3.2 cm. Spheroidal aggregates of Romanèchite arranged in a honeycomb and separated by a lattice of Calcite crystals with Romanèchite inclusions. Ex- Miguel David Martínez collection.



The stairs of the Theater, an inescapable meeting point at the Sainte-Marie-aux-Mines Show and the nerve center. Everything (and everyone) happens there.



Chalcocite with Pyrite. Las Cruces mine, Gerena-Guillena-Salteras, Sierra Norte Region, Seville, Andalusia, Spain. Specimen size: $3.4 \times 2.4 \times 2.1$ cm. The largest crystal measures 1×0.6 cm. Very sharp crystals of Chalcocite forming flattened twins with a hexagonal outline, bluish in color, and with small coatings of iridescent Pyrite. Sample analyzed.



Chalcocite with Pyrite. Las Cruces mine, Gerena-Guillena-Salteras, Sierra Norte Region, Seville, Andalusia, Spain. Specimen size: $3.4 \times 2.4 \times 2.1$ cm. The largest crystal measures 1×0.6 cm. Detail of previous piece.

Let's go to page 2, that is: [Spanish Fluorite](#), [Portugal](#), [Romania](#), and the rest of Europe.



Fluorapatite with Quartz and Chlorite. Panasqueira mines, level 0, Aldeia de São Francisco de Assis, Covilhã, Castelo Branco, Cova da Beira, Centro, Portugal (02/2020). Specimen size: $7.1 \times 4.2 \times 2.8$ cm. The largest crystal measures 2×1 cm. Zoned fluorescence under short and long wave UV. An important novelty in SMAM Virtual 2020. Elongated and doubly terminated crystals of Fluorapatite (which could at first be confused with Spanish Aragonites from La Pesquera) with color zoning on a Quartz crystal partially coated with Chlorite. Panasqueira, even today, holds pleasant surprises like this.



Making the BlueCap Productions show report, with Bryan Swoboda in front, camera in hand, and the interviewer, in this case Christophe Gobin, at the Fabre Minerals stand, with interviewee Jordi Fabre about to explain the main mineral novelties on display at this Sainte-Marie-aux-Mines Show in an important location, right at the entrance to the Swimming Pool, another of the must-see points, both mineralogically and architecturally speaking.



One of the common denominators of the show in recent years, minerals aside, has been the several heat waves that have hit Central Europe, and that due to the dates of this show, which in large part takes place outdoors, the show organizers have had to reinvent the environment, and already in 2018 and 2019, several water vaporizing sprayers were installed to somewhat ameliorate the anguish caused by the heat.



Hematite
 Fe_2O_3 tri.
 Central St Gotthard Massif,
 Leventina, Ticino,
 Switzerland
 Rock H. Currier Collection No. 1387

Hematite (iron rose variety). Massif Central Saint Gotthard, Leventina, Ticino (Tessin), Switzerland. Specimen size: 7.3 x 3.4 x 3.3 cm. The largest crystal measures 3.7 x 2.6 cm. Beautiful specimen of Hematite "iron rose" formed by flattened, very sharp crystals, with polycrystalline growths, lustrous, on matrix. Ex- Rock H. Currier collection.



Two of the "cappos", Jordi Fabre with Claude Abel, mayor of Sainte-Marie-aux-Mines and one of the great forces behind the organization of the show.



Pyromorphite with Wulfenite. Bwlich Glas mine, Cyneiniog Valley, Talybont, Ceulanymaesmawr, Ceredigion, Wales, UK. Specimen size: 7.5 x 4.5 x 1.7 cm. Spheroidal aggregates of deep green Pyromorphite crystals accompanied by small Wulfenite crystals. From a classic deposit for the species on a European level, where mainly lead and zinc were exploited from 1882 to 1916. An English classic.



Mimete (variety campylite) with Goethite. Dry Gill mine, Caldbeck Fells, Allerdale, Cumbria (formerly Cumberland), England. Specimen size: 7.6 x 3.2 x 4.1 cm. The largest crystal measures 0.2 x 0.2 cm. Group of Mimete crystals (variety campylite) on a matrix formed by Goethite, with barrel-shaped crystals, curved, with good luster and a bright orange color. The strong color contrast between the orange of the Mimete and the black of the Goethite stands out. From the best known locality for the campylite variety. An elegant English classic from the no less classic mining area it comes from. Old glories from glorious mines.



Octahedral Fluorite with Chlorite. Aiguille Verte, Mont Blanc, Chamonix, Haute-Savoie, Auvergne-Rhône-Alpes, France (\pm 2010). Specimen size: $2.8 \times 2 \times 2$ cm. Fluorescent under both long and short wave UV. Octahedral Fluorite crystal of deep pink color, with Chlorite inclusions and with faces with polycrystalline growths, lustrous and transparent. A high-quality French alpine classic, highly prized by collectors.



Azurite. Chessy-les-Mines, Les Bois d'Oingt, Villefranche-sur-Saône, Rhône, Auvergne-Rhône-Alpes, France (1989-1995). Specimen size: $5.8 \times 4.4 \times 3.7$ cm. The largest crystal measures 2.2×2.1 cm. Floater group of rhombohedral Azurite crystals, with marked polycrystalline growths on the crystal faces. Good size, and deep "electric" blue color, from the type locality for Azurite. A very powerful piece and, at the same time, a world classic.




Turning now to page 4: [Morocco, and the rest of Africa.](#)



These two images, apparently very different, have a nexus that we cannot ignore. In order for what you see in the image on the right to happen, that is, a success of visitors and exhibitors in constant search of balance, the image on the left is necessary too, namely, a very large group of volunteers who go out of their way (although far fewer appear in the image than they really are in number and capacity) to ensure that everything goes well and images like the one on the right can be produced. And all under the baton of Mr. Claude Abel. Organizing a show of such magnitude, in a relatively small mining town in Alsace, and making everything go well does not cease to amaze and is a great little miracle that should be celebrated year after year, with thanks above all to the enthusiasm and perseverance of stubborn mineral lovers. The pandemic has vanquished, for now, the 2020 edition of the show. But Sainte-Marie has a lot of muscle, and tenacious people will return with even more force for future shows.



Arsenical vanadinite with Mottramite. Touissit, Touissit district, Jerada Province, Oriental Region, Morocco. Specimen size: $6.7 \times 4.2 \times 2.4$ cm. The largest crystal measures 1.1×0.7 cm. Druse of Vanadinite crystals rich in arsenic, somewhat curved, many of them doubly terminated, lustrous and of a lighter color than usual, along with small mottramite motifs. A Moroccan classic of which fewer and fewer quality specimens are seen.



Azurite with Malachite and Dolomite. Touissit, Jerada Province, Oriental Region, Morocco. Specimen size: $10.4 \times 7.8 \times 3.5$ cm. The largest crystal measures 5.5×1.5 cm. Parallel and oriented growths of Azurite crystals with terminal faces, of a very deep blue color and good luster, on matrix, partially covered by Dolomite and spherical Malachite aggregates. Ex-Rodolfo Pigrau collection. A Moroccan classic from a splendid mining era, now extinct.



Allargentum with Actinolite (variety byssolite). Bouismas mine, Bouismas, Tazenakht, Bou Azzer District, Zagora Province, Drâa-Tafilalet Region, Morocco (07/2009). Specimen size: 8.4 × 4.5 × 2.5 cm. The largest crystal measures 1.3 × 0.4 cm. Fluorescent calcite, under both long and short wave UV. Dominant crystals of Allargentum, with intergrowths of Silver and Dyscrasite on a Calcite matrix with centered growths of Actinolite crystals (variety byssolite). Ex- Jordi Fabre collection. Analyzed specimen.



Vanadinite. Mohamedine, Coud'a, Mibladen mining district, Midelt Province, Drâa-Tafilalet Region, Morocco (04-05 / 2019). Specimen size: 8.4 × 5.7 × 2 cm. Impressive specimen of Vanadinite where parallel growths of thick, polycrystalline tabular crystals are observed, forming a single crystal. Very vivid and uniform red-magenta in color, slightly matte on the back, with good luster and a monocystal size that is huge for the species. Specimen reviewed, photographed and published by 'Paragenesis' (GMC Mineral's magazine) on page 53 of the 2020/01 edition. Morocco is undoubtedly the country from which the best Vanadinite specimens have been obtained on a world scale and it seems that discoveries continue to occur, so it is interesting to be attentive to the market and check for the appearance of new specimens with different colorations and crystal habits from those seen to date. A pleasure to see this type of specimen.





Alabandite. Merelani, Lelatema Mountains, Simanjiro District, Manyara Region, Tanzania. Specimen size: 2.2 × 2.2 × 1.6 cm. Alabandite crystal with very sharp faces and edges, formed by the dominant octahedron and with the vertices truncated by cube faces. Ex- Robert J. Noble collection.




Photo: Joaquim Callén

Laurentthomasite. Beravina, Ambaro, Tsaraitso, Betroka District, Anosy Region, Madagascar (04/2019). Specimen size: 2 × 1.8 × 0.5 cm. Type locality. A floater crystal of Laurentthomasite with a hexagonal outline with polycrystalline growths, transparent, with good luster and a very deep blue color. The species was approved by the IMA in 2019, and dedicated to its discoverer, Laurent Thomas.




Andradite (variety topazolite) with Calcite. Antetезambato workings, Maherivaratra Commune, Ambanja District, Antsiranana Province, Madagascar (2010). Specimen size: 16.2 × 9.4 × 8.7 cm. The largest crystal measures 1.6 × 1.2 cm. Andradite crystals (variety topazolite), of considerable size, on matrix, with a greenish brown color, transparent and with an extraordinary luster. Rhombohedron shapes combined with trapezohedrons dominate. This deposit was discovered in 2008-2009.



Olmite with Calcite and Oyelite. N'Chwaning II mine, Level 45 South, Kuruman, Kalahari manganese field (KMF), Northern Cape Province, South Africa (08-13 / 15/2009). Specimen size: 2.9 × 1.6 × 2.1 cm. The largest crystal measures 1.8 × 1.5 cm. Slight fluorescence under long and short wave UV. Group of rhombic crystals of Olmite, extraordinarily sharp, translucent, with good luster and an excellent reddish color, with small Calcite crystals and white globular aggregates of Oyelite, a rare calcium boron silicate.

And finally, a summary of page 4: [Brazil](#), [South America](#), [China](#) and the rest of [Asia](#).



Chrysocolla with Quartz. Tentadora mine, Monte Ullpac, Huancano District, Pisco Province, Ica Department, Peru (03/2020). Specimen size: 6.4 × 3.5 × 3.9 cm. A novelty at Ste. Marie Virtual 2020. Quartz crystals coated by two generations of Chrysocolla with a very vivid greenish-blue color.



Descloizite with Quartz. Los Pilones, Cruz del Eje Department, Córdoba Province, Argentina. Specimen size: 4.7 × 3.6 × 2.6 cm. The largest crystal measures 0.2 × 0.1 cm. Descloizite crystals with an equidimensional habit, different from those known before, with very well defined faces and edges, a very deep green color, almost black, on matrix with Quartz.



Rhodochrosite. Uchucchacua mine, Oyón Province, Lima Department, Peru. Specimen size: 8.3 × 4.9 × 4.4 cm. The largest crystal measures 1.5 × 1 cm. As in typical deposits for this species, flattened rhombohedral crystals of Rhodochrosite are observed, although it is a very unusual habit for this particular mine. On matrix, with good luster and a very vivid intense red color. A delight to the eye..





Veselyite with Hemimorphite. Laochang mining district, Gejiu, Honghe Prefecture, Yunnan, China. Specimen size: 7.5 × 7.4 × 2.6 cm. The largest crystal measures 0.2 × 0.1 cm. Group of Veselyite crystals with quite sharp crystal forms of an intense dark blue color, on matrix, with white botryoidal coatings of Hemimorphite. Ex- Rock H. Currier collection. An interesting secondary mineral, a copper and zinc phosphate that forms at the base of metallic deposits, in the oxidation zone.



Acquired in 2010 Cabinet 230 gm.
 A cluster of dark blue veselyite crystals on pale blue hemimorphite. Specimen came in a lot of a couple of hundred hemimorphite specimens I imported from China before it was known that the dark blue mineral was a rare mineral. Everyone thought it was azurite. The scale under the specimen is an inch with a rule at one cm.

Veselyite on Hemimorphite
 Lochang ore field, Gejiu Co., Honghe Autonomous Pref, Yunnan Province, China
 $(\text{Cu}^{2+}, \text{Zn})_2(\text{PO}_4)(\text{OH})_2 \cdot 2\text{H}_2\text{O}$, mon.; $\text{Zn}_5\text{Si}_2\text{O}_{17}(\text{OH})_2 \cdot \text{H}_2\text{O}$, orth.

The Rock H. Currier Collection No. 8979



Powellite with Stilbite-Ca. Pandulena Hills, Nashik (Nasik) District, Maharashtra, India. Specimen size: 3.4 × 2.6 × 2.5 cm. The largest crystal measures 1.6 × 1.3 cm. Intense fluorescence under long and short wave UV. Very sharp bipyramidal Powellite crystals, one of them clearly dominant, translucent, with an orange color and good luster, on matrix, with small Stilbite-Ca crystals. Ex-Robert J. Noble collection.



Malachite. Khanong open pit, Sepon mine, Vilabouly District, Savannakhet Province, Laos. Specimen size: 11.5 × 8.2 × 3.5 cm. Reniform growth of Malachite, shiny, with silky and velvety surfaces, and with changes in green tone from the darkest to the brightest and most lively. Exemplary specimen from a deposit exploited for gold and copper, but currently only operated for copper.



Elbaite (variety rubellite) with Lepidolite. Paprok, Kamdesh District, Nuristan Province, Afghanistan. Specimen size: $6.4 \times 2 \times 1.6$ cm. The largest crystal measures 6.4×1 cm. A pair of Elbaite crystals (rubellite variety) rich in terminal faces, very well defined, transparent, with good luster and an intense red color, with Lepidolite aggregates at the base. A very elegant and aesthetic piece and, at the same time, balanced.

Conclusions:

This has been my particular vision of what was the first Virtual Mineral Show, in this case one promoting Sainte-Marie-aux-Mines, one of the first international shows to be canceled due to the pandemic caused by the SARS-CoV-2 virus.

Selling minerals over the Internet is already an established option, as is electronic commerce in general. Perhaps we never would have thought that a mineral show would have to be held this way, virtually. But forced by a circumstance that has befallen us, Jordi was able to turn the situation around and propose this kind of virtual “game” to us, where more than one of us has been hooked to a screen, wherever we were, many times in places and situations not optimal for being connected. Sainte-Marie-aux-Mines 2020 Virtual is already history, although we can continue to enjoy it via the web, reviewing those specimens that -maybe- we did not arrive in time to acquire and, with the possibility still open, of obtaining others. It is important to note that there is an icon on the left on each of the pages under the name “**Also show the minerals sold**” - both on the “static” and “dynamic” pages - where you can view all those minerals that have already been acquired but that we can continue to enjoy visually. The reader will observe that a good number of the pieces reviewed here continue to be for sale - or not. No fixed criteria has been followed.

Has this type of show come to stay? Time, science and life will give us answers to this and other questions. We will see what happens in 2021, but it will be worth paying attention to these, more than probable, events that will take place in the not too distant future. Long live Sainte-Marie!

Translation: Alfredo Petrov



Final addendum: I cannot fail to review 3 pieces that were on view in La Caja Fuerte (to see them you have to click on the icon “**Also show the minerals sold**”) that represent, for me, the type of specimen that is so extraordinarily beautiful that it provokes a certain Stendhal syndrome, becoming a work of art, works of art by Nature, which leave us speechless. Before them, silence, admiration and even a certain devotion. Minerals, always minerals.



Grandidierite, Tranomaro Commune, Tranomaro-Maromby Zone, Amboasary District, Anosy Region (Fort Dauphin Region), Toliara Province (Tuléar), Madagascar (09-10 / 2018). Specimen size: 1.1 × 1 × 0.8 cm. Crystalline perfection, luster, transparency, and intensity of color in this Grandidierite crystal, pictured on the cover of the German magazine *Mineralien Welt*, 06/2019 issue, and reviewed in the *Mineralogical Record* on page 380, volume 51, number 2, May-April 2020.



Pyromorphite, El Horcajo mines, El Horcajo, Almodóvar del Campo, Campo de Calatrava Region, Ciudad Real, Castilla-La Mancha, Spain (± 1910). Specimen size: 7.5 × 6.8 × 5.3 cm. The largest crystal measures 1.7 × 0.2 cm. Slight fluorescence under longwave UV. Superb specimen of Pyromorphite, with a very vivid green color, formed by centered acicular crystals from a classic Spanish and European locality. The specimen was reviewed in the French magazine *Le Règne Minéral*, number 154/2020, page 45.



Elbaite. Santa Rosa mine, Itambacuri, Vale do Rio Doce, Minas Gerais, Brazil (± 1980). Specimen size: 15 × 12.5 × 8 cm. Group of Elbaite crystals (variety indicolite) forming parallel growths and acute pyramidal crystal terminations. With pink tones in the lower part and blue in the rest, lustrous and transparent. Most of this type of specimen, found in the 1980s of the 20th, was destined for faceting for gems. Luckily this is one specimen that was saved from cutting. A unique specimen, a prodigy of nature, always so unpredictable.

